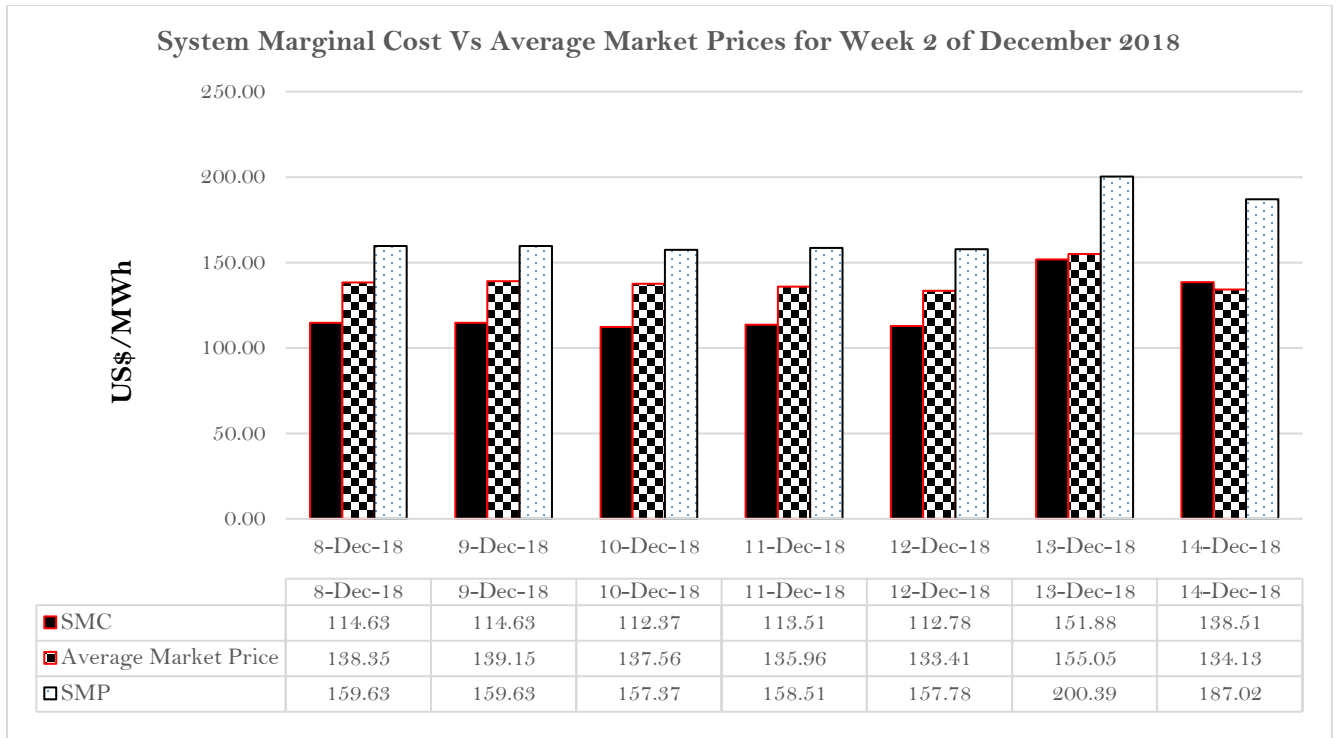




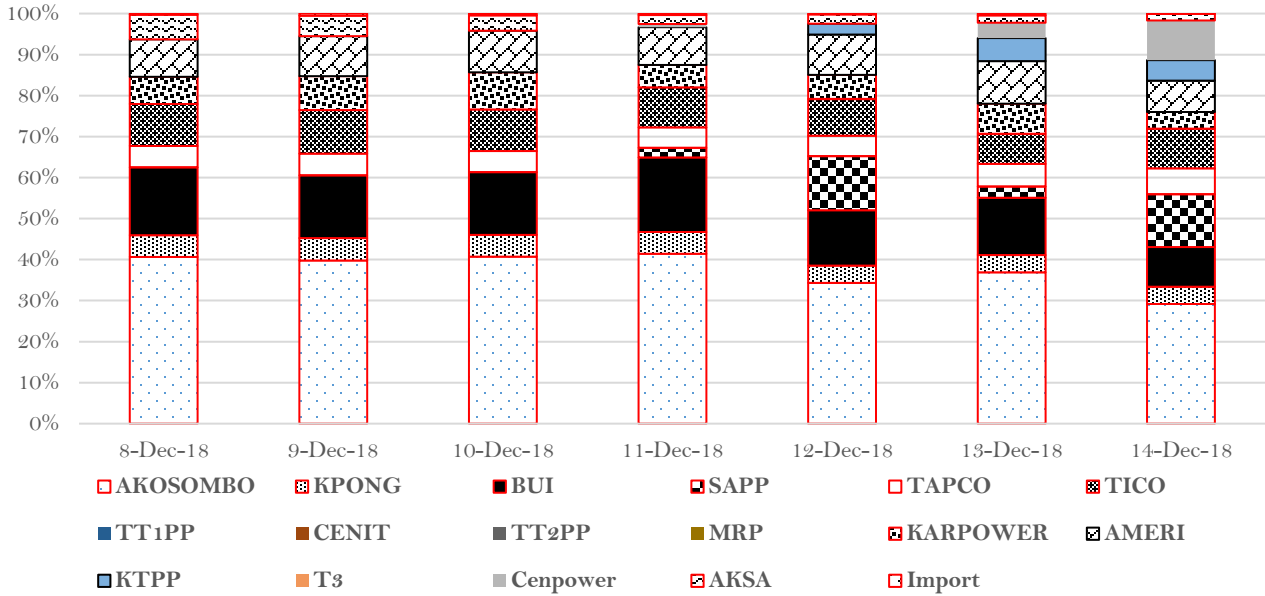
## WEEKLY WHOLESALE ELECTRICITY MARKET (WEM) STATISTICS

8<sup>th</sup> December 2018 to 14<sup>th</sup> December 2018

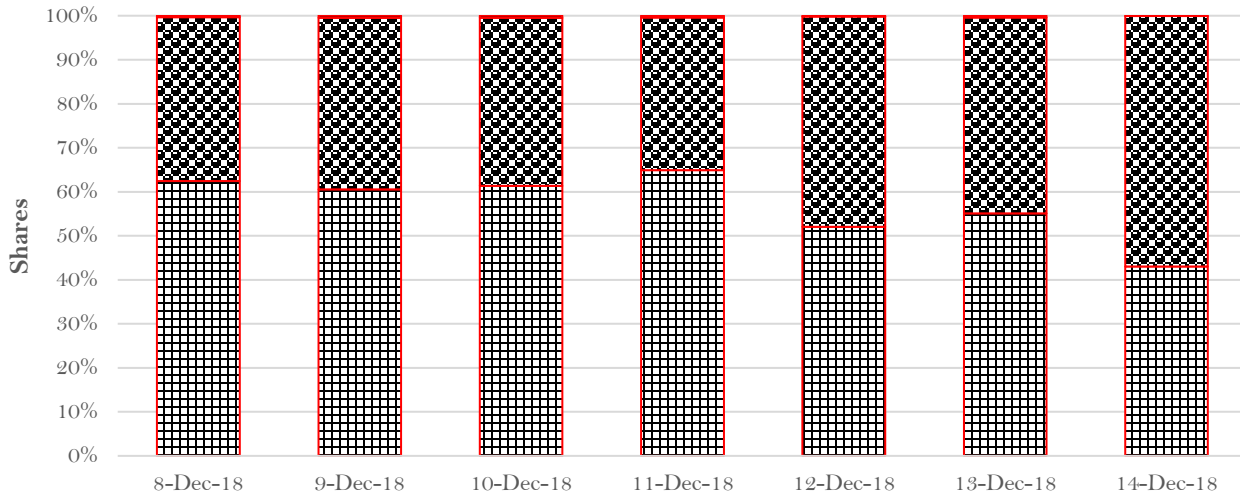




Shares of power plant generation



Shares of generation sources



|           | 8-Dec-18 | 9-Dec-18 | 10-Dec-18 | 11-Dec-18 | 12-Dec-18 | 13-Dec-18 | 14-Dec-18 |
|-----------|----------|----------|-----------|-----------|-----------|-----------|-----------|
| ■ Import  | 0.30     | 0.51     | 0.46      | 0.38      | 0.20      | 0.40      | 0.07      |
| ■ Thermal | 37.22    | 38.92    | 38.18     | 34.73     | 47.73     | 44.48     | 56.89     |
| ■ Hydro   | 62.48    | 60.57    | 61.36     | 64.89     | 52.07     | 55.12     | 43.04     |

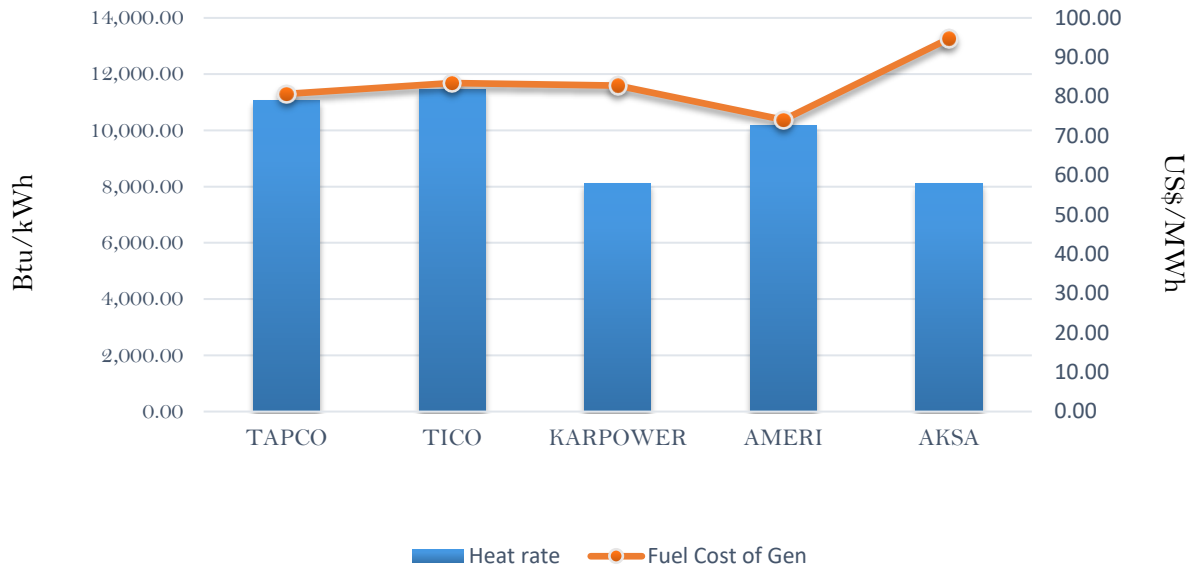


|                             | Market Shares of various Power Companies based on generation |       |        |        |        |        |        |
|-----------------------------|--|-------|--------|--------|--------|--------|--------|
|                             | 8-Dec  | 9-Dec | 10-Dec | 11-Dec | 12-Dec | 13-Dec | 14-Dec |
| <b>VRA</b>                  | 70.63  | 70.84 | 71.37  | 70.59  | 65.02  | 69.92  | 62.08  |
| <b>Sunon Asogli Limited</b> | 0.00   | 0.00  | 0.00   | 2.40   | 13.15  | 2.70   | 12.88  |
| <b>Karpowership Limited</b> | 6.58   | 8.33  | 9.10   | 5.50   | 5.89   | 7.40   | 3.99   |
| <b>Cenit Energy</b>         | 0.00   | 0.00  | 0.00   | 0.00   | 0.00   | 0.00   | 0.00   |
| <b>AKSA Energy Limited</b>  | 5.99   | 5.01  | 3.74   | 2.20   | 2.24   | 1.82   | 1.61   |
| <b>Cenpower</b>             | 0.00   | 0.00  | 0.00   | 0.77   | 0.00   | 3.74   | 9.68   |
| <b>Bui Power Authority</b>  | 16.49  | 15.31 | 15.34  | 18.16  | 13.50  | 14.02  | 9.69   |
| <b>Imports</b>              | 0.30   | 0.51  | 0.46   | 0.38   | 0.20   | 0.40   | 0.07   |

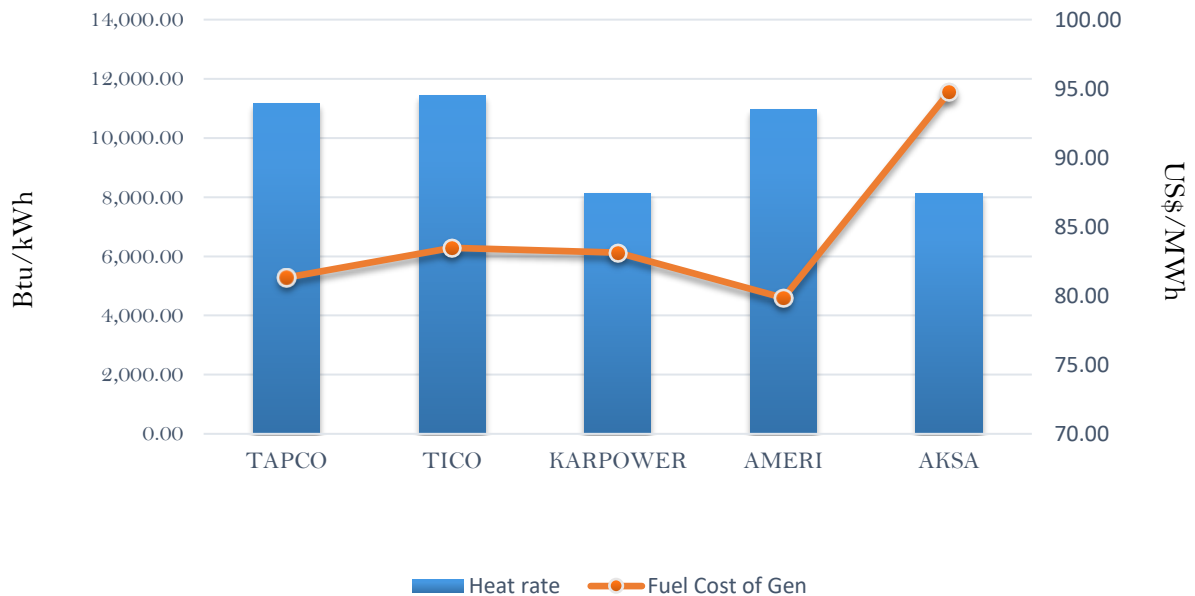
|                  | System Peak Load (MW) | Ghana Peak Load (MW) | Supply (GWh) | Load factor (%) |
|------------------|-----------------------|----------------------|--------------|-----------------|
| <b>8-Dec-18</b>  | 2,359.80              | 2,198.80             | 46.90        | 82.82           |
| <b>9-Dec-18</b>  | 2,331.60              | 2,183.60             | 45.83        | 81.91           |
| <b>10-Dec-18</b> | 2,413.70              | 2,282.70             | 47.96        | 82.79           |
| <b>11-Dec-18</b> | 2,452.10              | 2,263.10             | 49.36        | 83.88           |
| <b>12-Dec-18</b> | 2,472.00              | 2,237.00             | 48.67        | 82.04           |
| <b>13-Dec-18</b> | 2,415.10              | 2,279.10             | 43.87        | 75.68           |
| <b>14-Dec-18</b> | 2,474.50              | 2,257.50             | 49.70        | 83.68           |



Efficiency and fuel cost of generation on the 8th December 2018

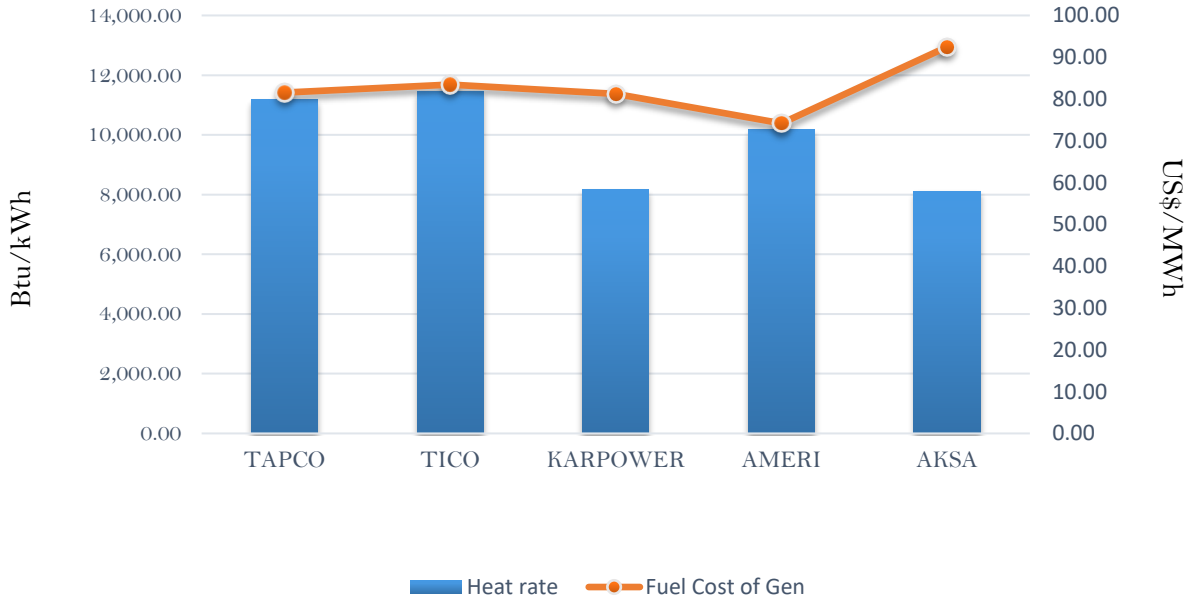


Efficiency and fuel cost of generation on the 9th December 2018

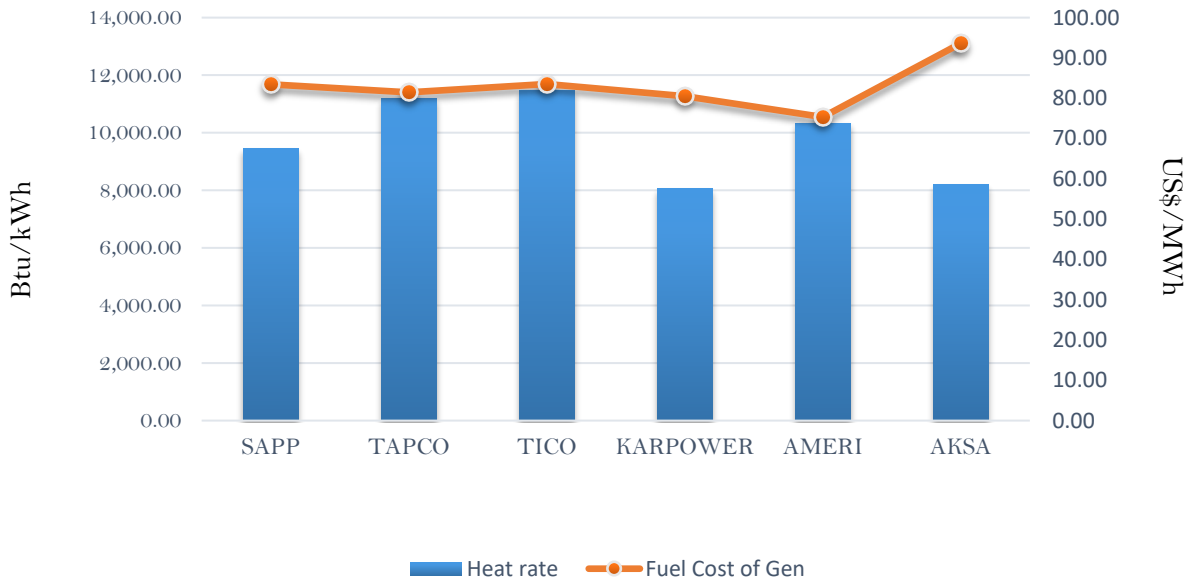




Efficiency and fuel cost of generation on the 10th December 2018

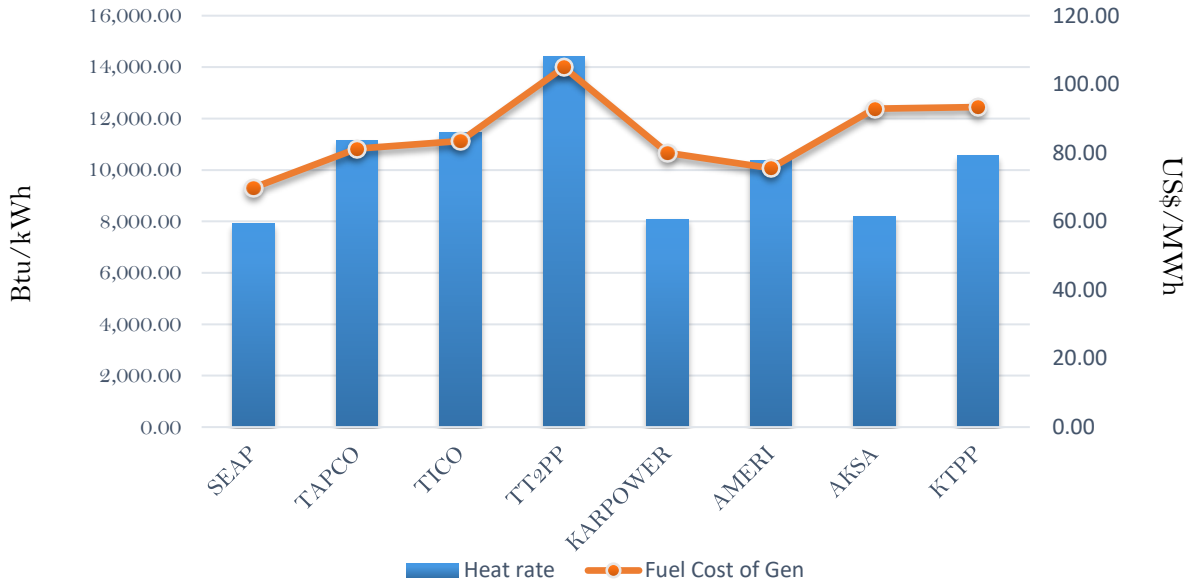


Efficiency and fuel cost of generation on the 11th December 2018

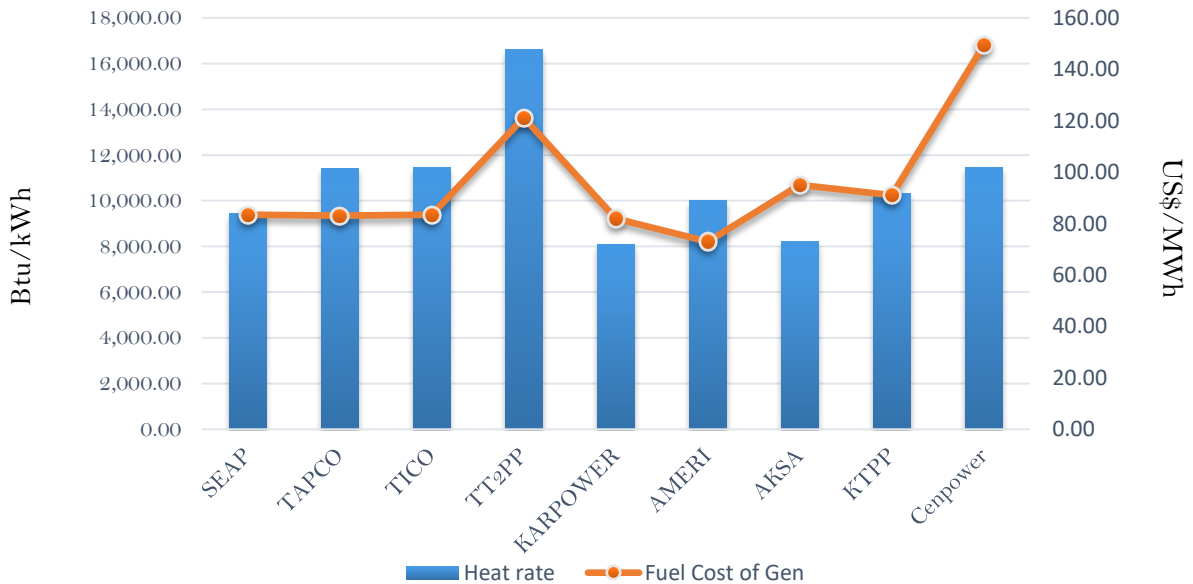





Efficiency and fuel cost of generation on the 12th December 2018

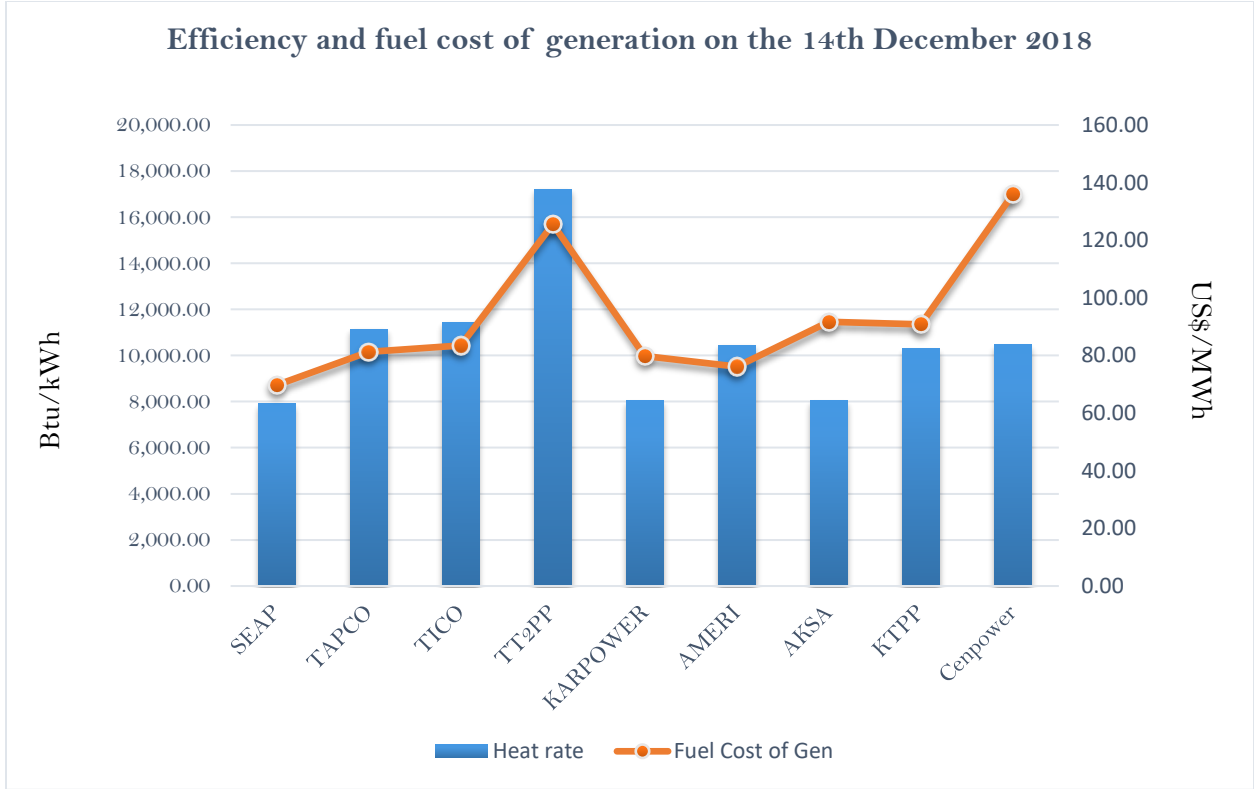


Efficiency and fuel cost of generation on the 13th December 2018





Efficiency and fuel cost of generation on the 14th December 2018



*For any enquiries please contact the: EMOP Administrator, EMOP Secretariat, Energy Commission, Accra. Telephone: +233302908193; or email: [emop@energycom.gov.gh](mailto:emop@energycom.gov.gh)*