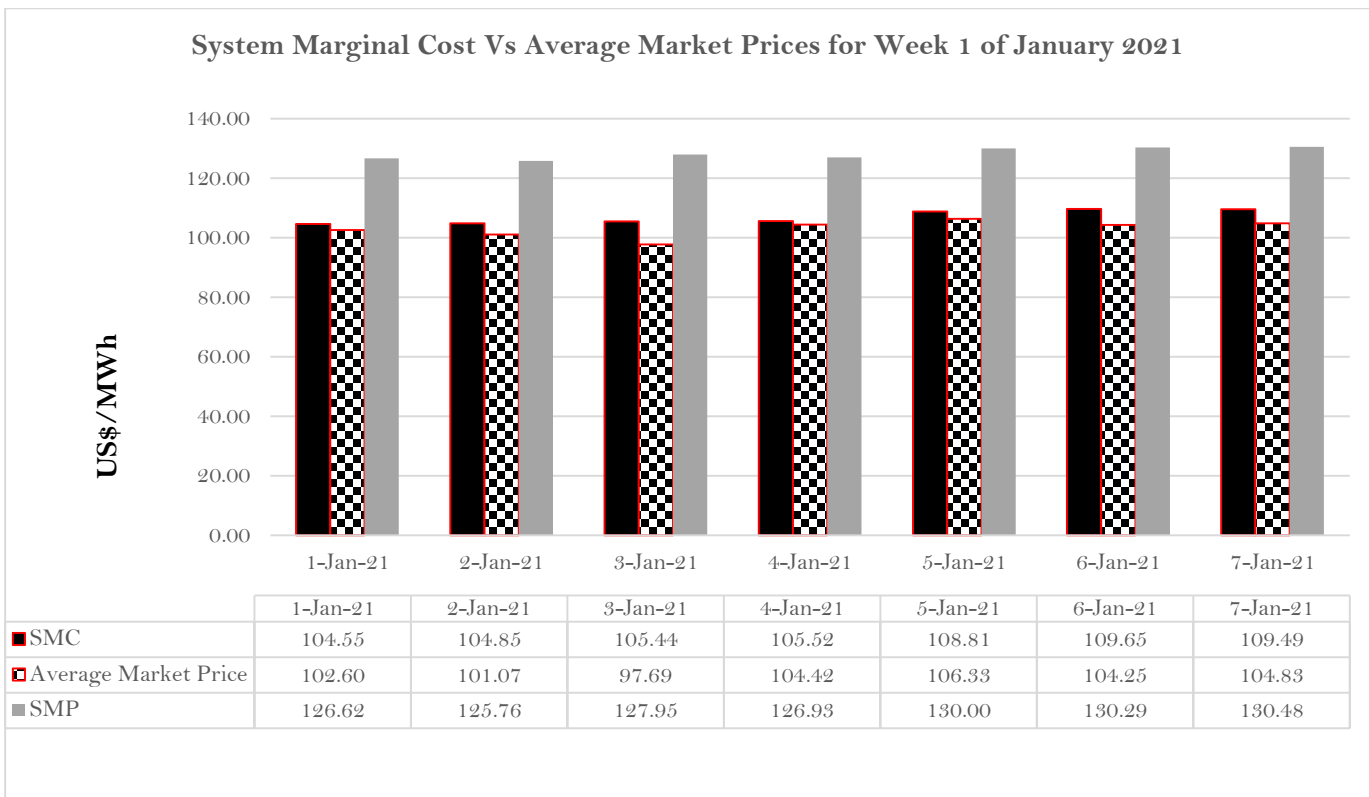


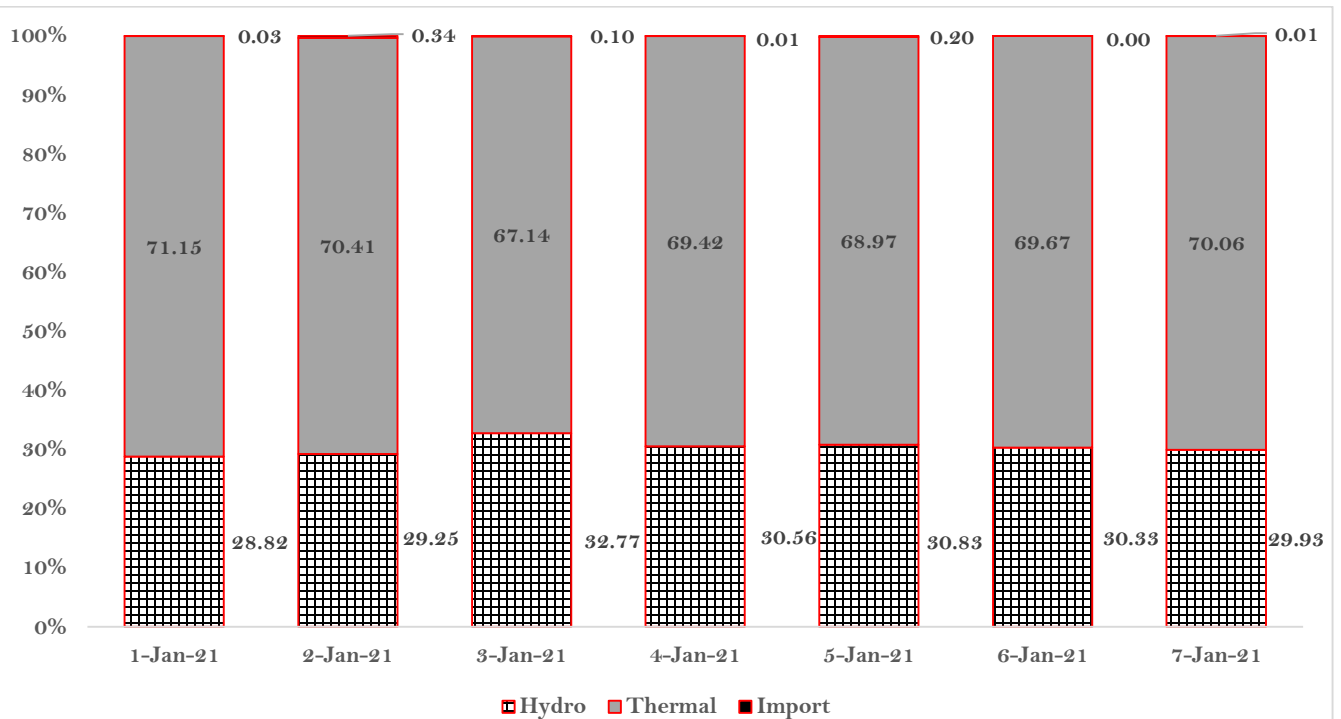
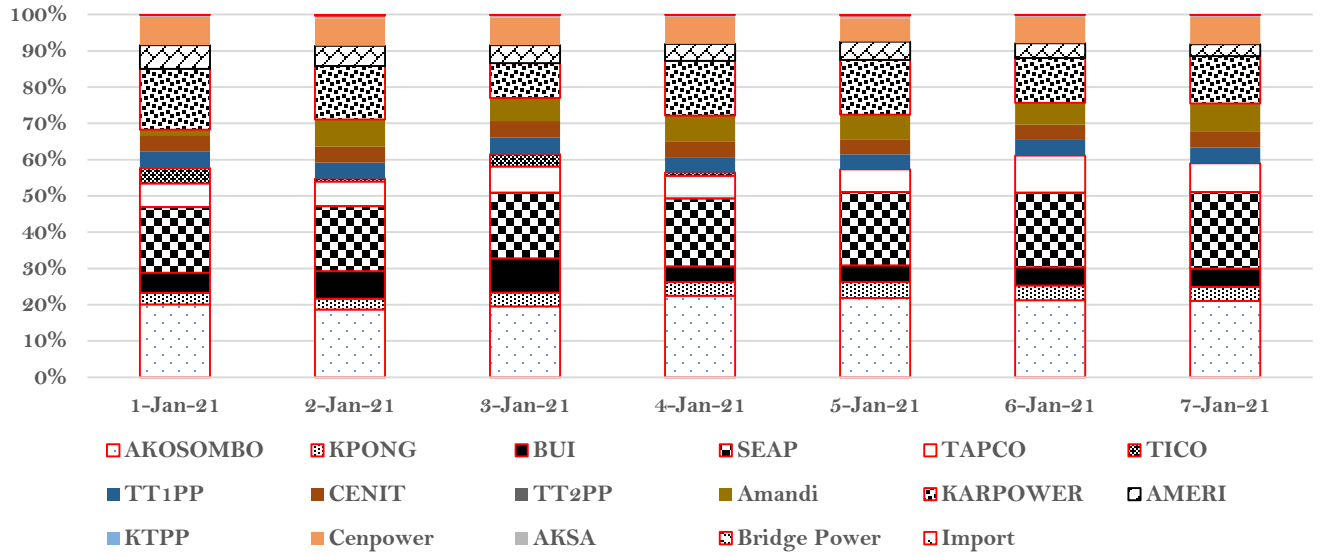
## WEEKLY WHOLESALE ELECTRICITY MARKET (WEM) STATISTICS

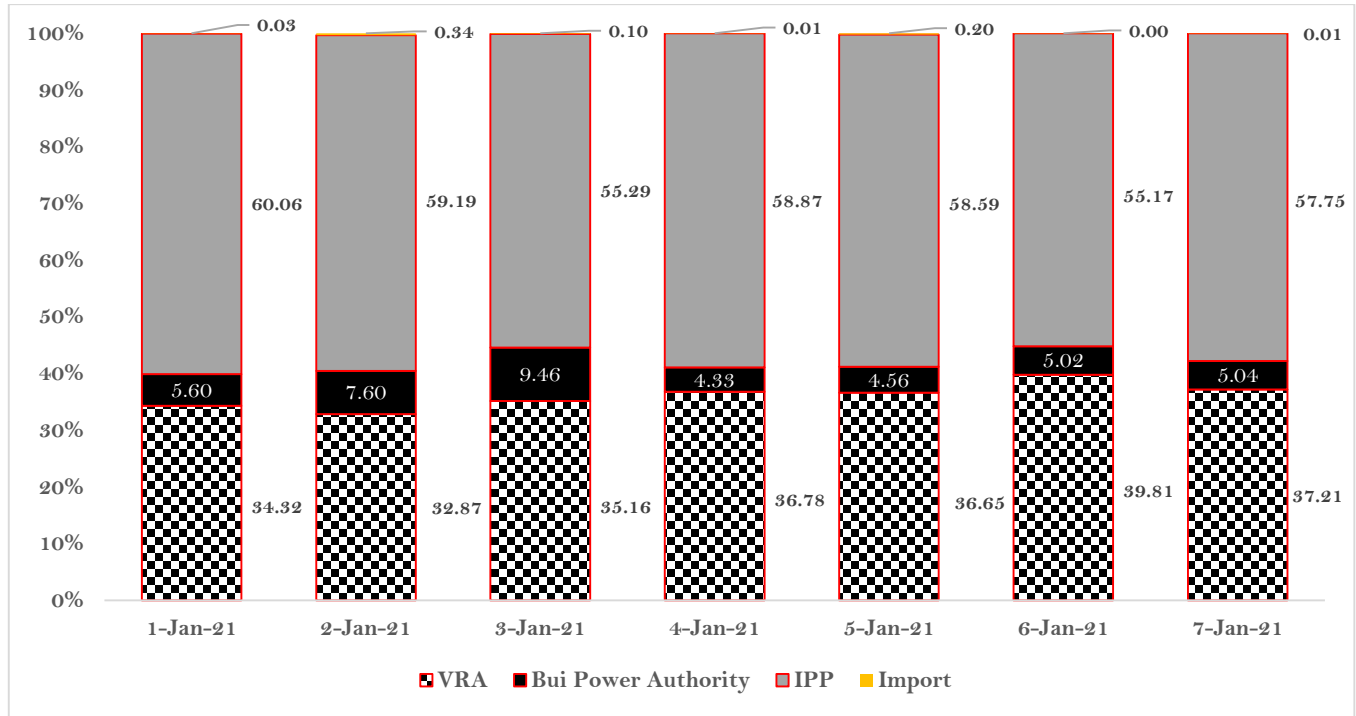
1<sup>st</sup> January 2021 to 7<sup>th</sup> January 2021





Shares of power plant generation





Power Plants	Power Plant generation (GWh)							
	1-Jan-21	2-Jan-21	3-Jan-21	4-Jan-21	5-Jan-21	6-Jan-21	7-Jan-21	Total
AKOSOMBO	11.24	10.47	10.96	13.31	13.13	12.72	12.29	84.12
KPONG	1.77	1.68	2.09	2.22	2.67	2.41	2.22	15.06
BUI	3.13	4.26	5.29	2.56	2.74	3.00	2.94	23.94
SEAP	10.15	10.07	10.12	11.10	12.18	12.31	12.31	78.23
TAPCO	3.65	3.81	4.07	3.72	3.73	6.10	4.66	29.74
TICO	2.34	0.42	1.90	0.50	0.00	0.00	0.00	5.16
TT1PP	2.56	2.49	2.56	2.52	2.51	2.57	2.52	17.73
CENIT	2.56	2.48	2.55	2.51	2.51	2.55	2.52	17.67
TT2PP	0.00	0.00	0.00	0.00	0.00	0.00	0.00	0.00
Amandi	0.82	4.22	3.57	4.29	4.08	3.60	4.59	25.17
KARPOWER	9.41	8.25	5.38	8.92	9.06	7.39	7.57	55.99
AMERI	3.65	3.14	2.76	2.77	3.07	2.42	1.93	19.74
KTPP	0.00	0.00	0.00	0.00	0.00	0.00	0.00	0.00
Cenpower	4.34	4.27	4.29	4.38	3.84	4.35	4.38	29.84
AKSA	0.37	0.36	0.37	0.39	0.50	0.38	0.37	2.74
Bridge Power	0.00	0.00	0.00	0.00	0.00	0.00	0.00	0.00
Import	0.02	0.19	0.05	0.01	0.12	0.00	0.01	0.39
<b>Total</b>	<b>55.99</b>	<b>56.13</b>	<b>55.96</b>	<b>59.20</b>	<b>60.13</b>	<b>59.80</b>	<b>58.31</b>	<b>405.518</b>



Date	System Peak Load (MW)	Ghana Peak Load (MW)	Supply (GWh)	Load Factor (%)
1-Jan-21	2,839.90	2,476.90	55.99	82.15
2-Jan-21	2,697.40	2,459.00	56.13	86.70
3-Jan-21	2,894.70	2,652.00	55.96	80.55
4-Jan-21	2,911.41	2,665.61	59.20	84.72
5-Jan-21	2,928.60	2,680.20	60.13	85.55
6-Jan-21	2,837.80	2,583.80	59.80	87.81
7-Jan-21	2,812.26	2,612.36	58.31	86.39

